

MF 58 XSafe

Modular Ice Machine 600 kg

Item #:
Project:
Quantity:



FEATURES

- Split unit, supplied with evaporator only, needs to be connected to remote condensing unit or central cooling system (low temperature).
- Low- water sensor protection on refrigeration and gear motor system. Optical ice level sensor for machine shut down.
- Stainless steel auger and freezing cylinder (evaporator). Equipped with an electronic control board.
- Stainless steel side panels in scotch-brite finish, with rounded corners for enhanced ease of cleaning and aesthetics.
- Ice breaker made in specially strengthened alloy, allowing for greater extrusion pressure to deliver a dryer-quality of ice (85% dry).
- Long-lasting stainless steel ball-bearings. PS plastic top cover.
- Double protection – electronic rotation sensor and drive coupling - on gear motor and gear reducer.
- Side panels are removable on all four sides to ease maintenance and after-sales service operations. Reduced height to ease installation.
- XSafe: natural sanitation system, integrated inside the ice maker and operating automatically 24/7 to keep equipment clean & safe.



MF 58
Superflake ice
Residual water content 15%

CONDENSING SYSTEM

SPLIT

REFRIGERANT GAS

R452A

VOLTAGE V/Hz/ph

230/50/1

RECOMMENDED BINS

Head	Bins		kg
	Bin Code	Bin Name	
MF 58	CBT30EFSD	SB393	181
	CBT30EFSD	SB530	243
	CBT42EFSD	SB550	252
	CBT48FMCD	SB948	406
	CBT52FMCD	SB1025	478
	●	UBH1100	553
	●	UBH1600	812
	●	SIS700	318 + 73

LEGEND:

- ✓ : Perfect combination between ice maker and bin
- : Ice chute cut-out performed upon installation
- CBTxxxxxxxx : need additional bin top

CERTIFICATIONS



OPERATING REQUIREMENTS

	Minimum	Maximum
Air temperature	10	43
Water temperature	5	38
Water pressure	1 bar (14 psi)	5 bar (70 psi)
Electrical voltage	-10%	+10%

IMPORTANT NOTICE:
Models and specifications are subject to change without notice. This spec sheet is meant for commercial purpose only. For technical documentation please refer to our service manuals.

www.scotsman-ice.it
www.scotsman-ice.com

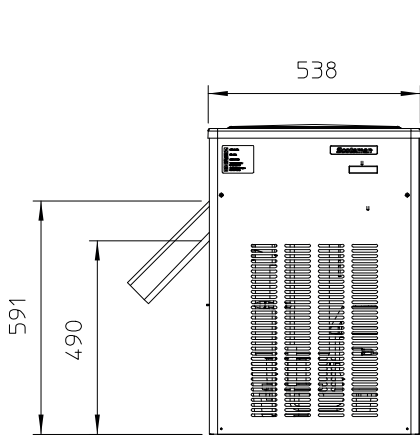
Modular Ice Machine 600 kg

MF 58 *XSafe*

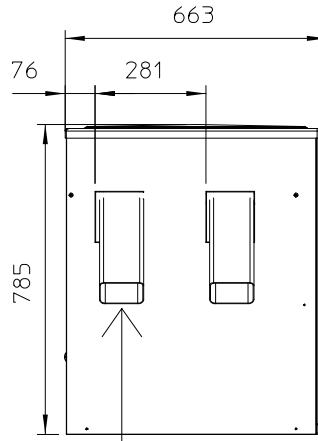
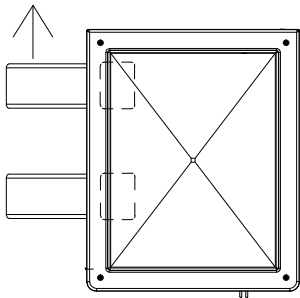
Modular Ice Machine 600 kg

Item #:
Project:
Quantity:

Modular Ice Machine 600 kg

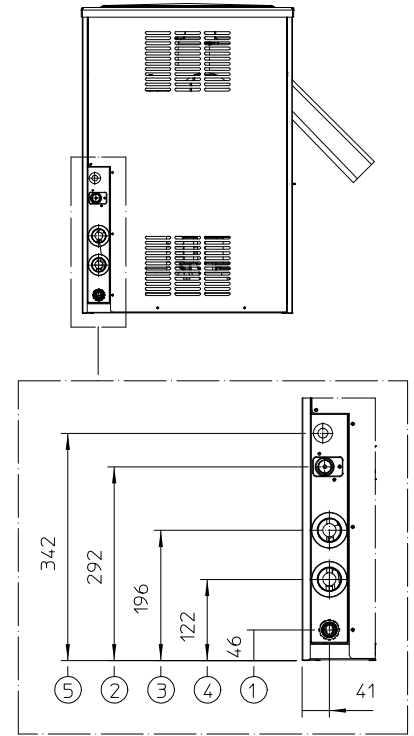


SOLO PER MF-68 MF-69
ONLY FOR MODEL MF-68 MF-69



SOLO PER MF-68 MF-69
ONLY FOR MODEL MF-68 MF-69

- UNIT OF MEASUREMENT: mm
1. 7/8" WATER OUTLET
 2. 3/4" GAS - WATER INLET
 3. 1/2" SAE R404 GAS
 4. 3/8" SAE R404 LIQUID
 5. CORD SET



UNIT DATA		SHIPPING DATA									
Size (W x D x H)	538 x 663 x 794 mm	Carton (W x D x H)	610 x 760 x 960 mm								
Net weight	62 kg	Weight	71 kg								
		24 h ice production kg °C Amb. / °C Water			Energy consumption (*)		Water usage (*)	Instant power	Compressor	Circuit wires	Max. fuse size
Version	Voltage	10°C/10°C	21°C/10°C	32°C/21°C	kWh/100 kg	kWh/24h	l/h	W	W	No. x Ømm²	A
MF 58 SPLIT	230/50/1	600	600	520	0.7	3.8	21.7	160	2300	3 x 1.5	16
Compressor:	(Te -16.0°C; Tc +40.0°C)										

(*) Data refer to 32°C Amb. / 21°C Water temperature conditions