



LEHEHE®

Catering Equipment
Expert



Fully Automatic Coffee Tamper

—The good companion for espresso machine

- **Constant pressure Precise control**
- **Automatic sensing Cumbersome release**
- **One touch 2S fast filling and leveling Nano-coating superb craftsmanship**

**Auto-Sensing to release cumbersome.
Put the portafilter on the handle holder, it will press
powder automatically after sensing.**



THE GOOD COMPANION FOR ESPRESSO MACHINE

COFFEE TAMPING IS AN ART.

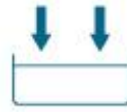
IT IS ALSO THE KEY CONDITION FOR A GOOD CUP OF COFFEE.

LET EACH COFFEE POWDER PRESS EVENLY TO EXTRACT GOOD ESPRESSO COFFEE.

Fully
Automatic



PRODUCT ADVANTAGES



PRECISE CONTROL

EVERY TIME IT IS PRECISE PRESSURE.
EVERY CUP OF ESPRESSO IS THE
BEST FLAVOR.



CONSTANT PRESSURE

MORE OR LESS.
THE PRESSURE IS CONSTANT.



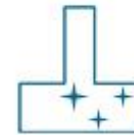
MULTIPLE PRESSURE ADJUSTABLE

CAN CHANGE PRESSURE (2-38 KG PRESSURE
RANGE), SETTING AS PER YOUR
REQUIREMENTS.



EVEN POWDER SURFACE

INSTEAD OF TAMPING BY HAND
SOLVE THE UNEVEN POWDER SURFACE
FULLY EXTRACTION EACH COFFEE BEANS.



NANO-COATING

FOOD GRADE NON-STICK COATING
KEEP THE POWDER HAMMER CLEAN
AFTER EACH POWDER PRESSING.



STAINLESS STEEL BODY

DURABLE TAKE IT EASY TO USE
COMPACT TO SAVE THE SPACE.



Fully Automatic Coffee Tamper

- ✓ **Press Evenly**
- ✓ **Press evenly great flavor for extraction**
- ✓ **2 seconds to finish tamping**
- ✓ **Constant pressure for different powder quantities little different for coffee flavor**
- ✓ **Precise tamping, no wasting**

Traditional manual powder pressing

- ✗ **Coffee powder press is not even**
- ✗ **Extraction is not even and not fully extraction**
- ✗ **Peak passenger flow can not supply in time**
- ✗ **Different pressure for tamping Big different for coffee flavor**
- ✗ **Waste powder due to the wrong tamping**

DETAILS SHOW

Easy to clean, no dirt

Long press "do up" clean button, the press holder lower automatically.
Use the brush to clean the remaining powder on the powder base in one step.



EASY TO CLEAN,
NO DIRT

DETAILS SHOW



SIMPLE PANEL EASY TO CONTROL

SIMPLE AND EASY TO OPERATE , HIGHT ADJUSTABLE.
CHANGE TAMPER AND CHANGE HIGHT IS ALLOWED,
SUIT FOR DIFFERENT KIND OF PORTAFILTER.

ONE PRESS 2 SECONDS

QUICK TO TAMPING

SOLVE THE UNEVENNESS OF MANUAL POWDER PRESSING, REDUCE REPETITIVE MANUAL OPERATIONS, SPEED UP THE PROCESS, HIGHER EFFICIENCY, AND STABLE PRODUCTION.



CONSTANT PRESSURE


—
CONSTANT PRESSURE PRECISE CONTROL

CAN CHANGE PRESSURE (2-38 KG PRESSURE RANGE) SETTING AS PER YOUR REQUIREMENTS.
REGARDLESS OF THE AMOUNT OF COFFEE POWDER, THE PRESSURE IS ALWAYS CONSTANT AND PRECISE,
SHOWING THE IDEAL ESPRESSO FOR EVERY CUP.

CONSTANT

NANO COATING MATERIAL CRAFTSMANSHIP

Nano coating material, food grade non-stick coating, Keep the powder hammer clean after each powder pressing.



PARAMETER



Voltage: 12V

Power: 60W

Net weight: 3.7kg

Adjustable pressure: 2-38kg

Pressing duration: 2S

Tamping Times: 1-3times

Tamper shap: Flat bottom

Tamper diameter: 58mm

Standard58mm(suits all basket sizes)

Size: 132*132*318



Make it easier to open a new shop





THANKS!
THANK YOU FOR YOUR ATTENTION!